


Hydrogol Heavy Wall Drip Line



Toughest, Most Reliable Drip Line for Over 20 Years Rivulis Hydrogol Heavy Wall Drip Line

- **Robust Cylindrical Dripper:** Durable and easy to use in any direction
- **2 Inlets & 2 Outlets in Every Dripper:** Built-in redundancy in every dripper
- **Flexible Configurations:** 8, 12, 16 & 20 mm diameters available
- **Multi Application:** Ideal for agriculture, landscape and mining

The Tough and Reliable Drip Line

Cylindrical drippers are used when extreme strength and reliability are required

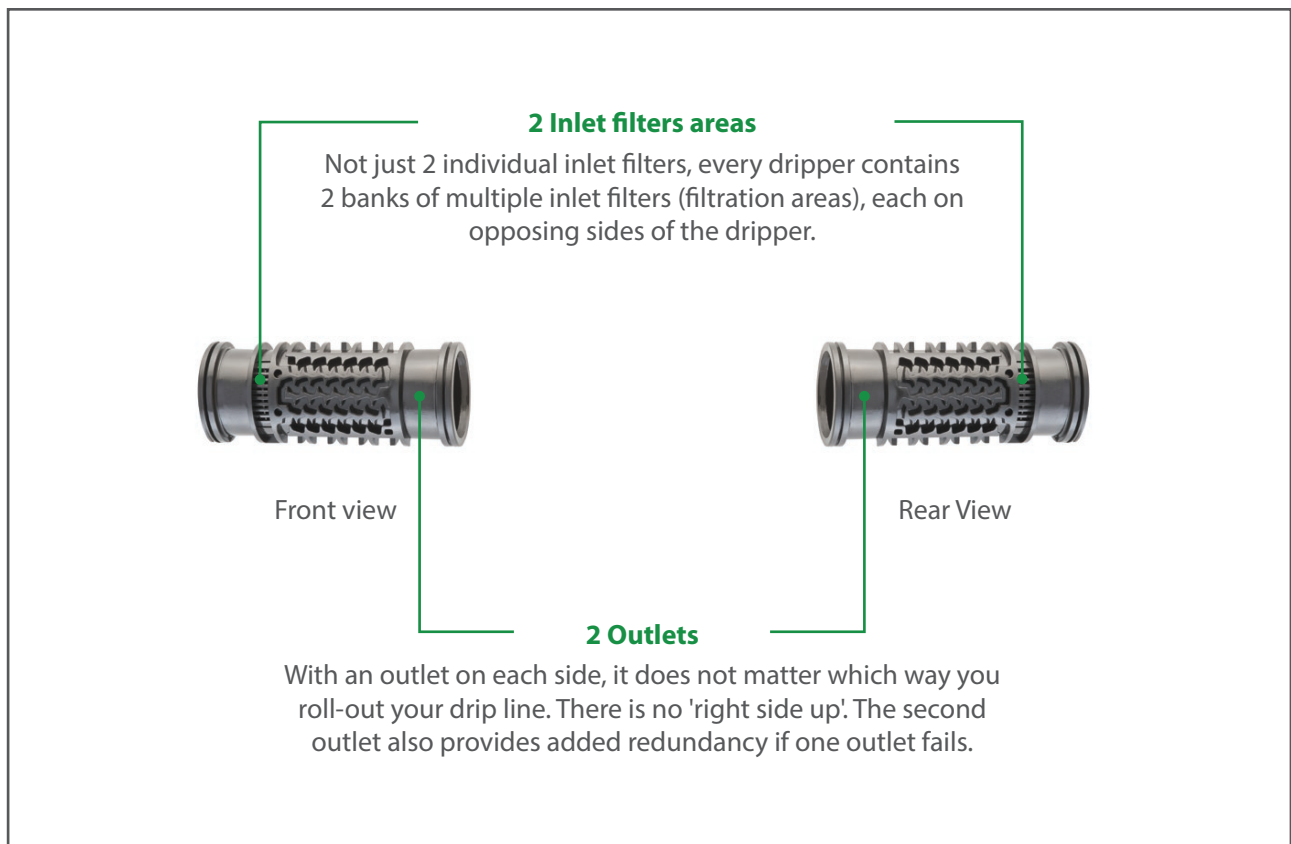
The cylindrical construction provides the ability to have 2 inlet areas and 2 individual outlets in every dripper. Resulting in outstanding clogging resistance due to the additional backup built into the dripper. That is why Rivulis Hydrogol is not just the dripper of choice for agriculture irrigation, but it is also the dripper of choice for extremely challenging environments such as mining.

With 2 outlet in every drippers, there is no 'right-way-up' to install the drip line. The drip line can be installed with no need to worry about the installation direction..

For over 20 years, growers have trusted Rivulis Hydrogol to deliver uniform water to their crops. Discover the reliability of Rivulis Hydrogol for yourself.

Seeing double: 2 Inlets + 2 Outlets

Where most drip lines have one inlet filter area and one outlet. Hydrogol has two of each.



Flexible Configurations

Diameter

4 x diameter ranging from 8 – 20 mm.

- **8 mm:** Landscape and for small agricultural land holders (gravity systems)
- **12 mm:** Landscape or use for short run-lengths in permanent horticulture
- **16 mm:** Common agriculture applications
- **20 mm:** Agriculture applications where longer run-lengths are required

Hose Color

Hydrogol is available in a range of hose colors including:

- **Brown and Green:** Landscape applications (Hydrobloom)
- **Purple:** Recycled water applications
- **White:** Greenhouse applications or agricultural applications to reduce water temperature
- **Black:** Agriculture and mining applications



Performance Information

Drip Line	Flow Rate	Wall Thickness		Diameter	ID	Max. Pressure	Standard Roll Length
	*l/h	mil	mm	mm	mm	bar	m
8/32/1.2	1.23	32	0.81	8	6.4	2	25, 1000
12/25/1.0	0.98	25	0.64	12	10.4	2.5	600
12/35/1.0	0.93	35	0.89				
12/40/1.0	0.90	40	1.02				
12/25/2.0	2.20	25	0.64				
12/35/2.0	2.16	35	0.89				
12/40/2.0	2.08	40	1.02				
16/25/1.0	1.22	25	0.64	16	13.8	2.5	400
16/30/1.0	1.09	30	0.76				
16/35/1.0	1.06	35	0.89				
16/40/1.0	1.01	40	1.02				
16/45/1.0	0.98	45	1.14				
16/25/1.6	1.90	25	0.64				
16/30/1.6	1.85	30	0.76				
16/35/1.6	1.78	35	0.89				
16/40/1.6	1.60	40	1.02				
16/45/1.6	1.52	45	1.14				
16/25/2.0	2.24	25	0.64				
16/30/2.0	2.20	30	0.76				
16/35/2.0	2.19	35	0.89				
16/40/2.0	2.06	40	1.02				
16/45/2.0	2.00	45	1.14				
16/25/4.0	4.39	25	0.64				
16/30/4.0	4.25	30	0.76				
16/35/4.0	4.11	35	0.89				
16/40/4.0	3.92	40	1.02				
16/45/4.0	3.78	45	1.14				
16/40/8.0	7.92	40	1.02				
16/45/8.0	7.93	45	1.14				
20/40/1.2	1.20	40	1.02	20	17.6	3	300
20/45/1.2	1.17	45	1.14				
20/40/2.0	2.24	40	1.02				
20/45/2.0	2.15	45	1.14				
20/40/4.0	3.96	40	1.02				
20/45/4.0	3.91	45	1.14				
20/47/4.0	3.78	47	1.19				

* At 1.0 bar pressure

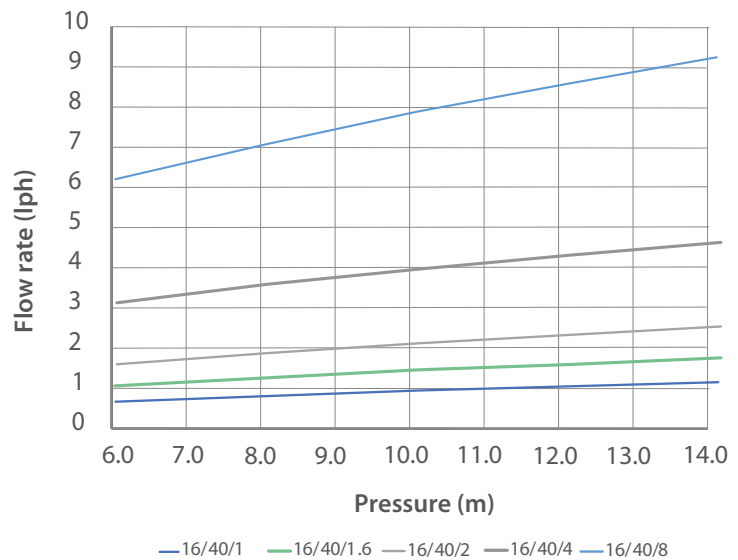
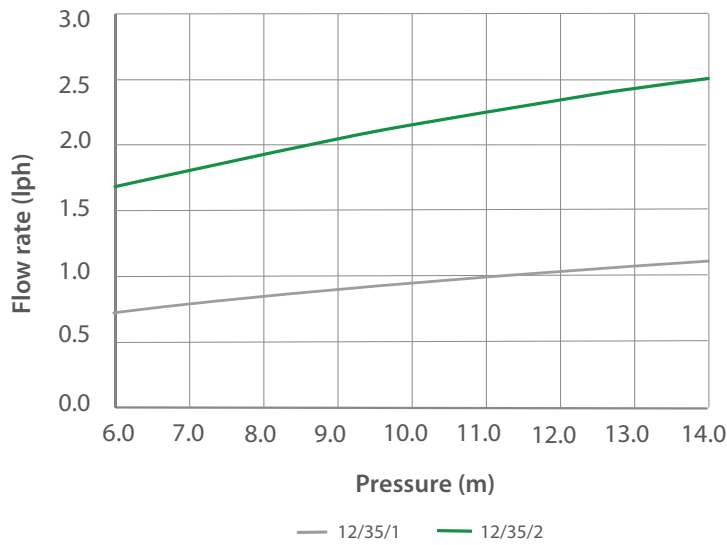
Rivulis Hydrogol I Maximum recommended Drip Line Length (m) on flat terrain

Drip Line	Flow Variation 10% (m)					EU 90% (m)				
	Spacing between drippers (cm)					Spacing between drippers (cm)				
	20	30	50	75	100	20	30	50	75	100
8/32/1.2	-	-	-	-	-	17	24	-	-	-
12/35/1.0	44	61	91	122	150	58	80	119	161	196
12/40/1.0	44	612	93	125	153	59	82	121	163	200
12/35/2.0	24	34	51	68	84	33	47	70	94	115
12/40/2.0	26	36	54	73	90	34	48	71	95	117
16/35/1.0	70	96	141	188	230	91	126	185	247	301
16/40/1.0	72	100	146	196	239	95	131	192	257	313
16/45/1.0	73	100	147	197	240	96	132	193	258	315
16/35/1.6	49	68	101	134	164	65	90	132	176	215
16/40/1.6	53	73	108	144	176	70	96	142	189	231
16/45/1.6	55	76	112	150	183	72	100	147	197	240
16/35/2.0	43	59	87	116	142	56	77	114	152	186
16/40/2.0	45	62	92	123	150	59	82	120	161	196
16/45/2.0	47	65	95	127	155	61	84	124	166	203
16/35/4.0	29	40	58	78	95	37	52	76	102	125
16/40/4.0	30	41	61	81	99	39	54	80	107	130
16/45/4.0	31	43	63	84	103	40	56	82	110	135
16/45/8.0	19	26	38	51	62	24	34	50	67	82
20/40/1.2	98	133	194	257	312	134	184	267	354	430
20/45/1.2	100	136	198	262	319	137	187	272	361	439
20/40/2.0	63	86	126	167	203	88	121	176	233	284
20/45/2.0	67	92	133	177	216	92	125	183	242	295
20/40/4.0	45	62	90	120	146	58	79	115	153	186
20/45/4.0	45	62	91	120	146	58	79	116	154	187

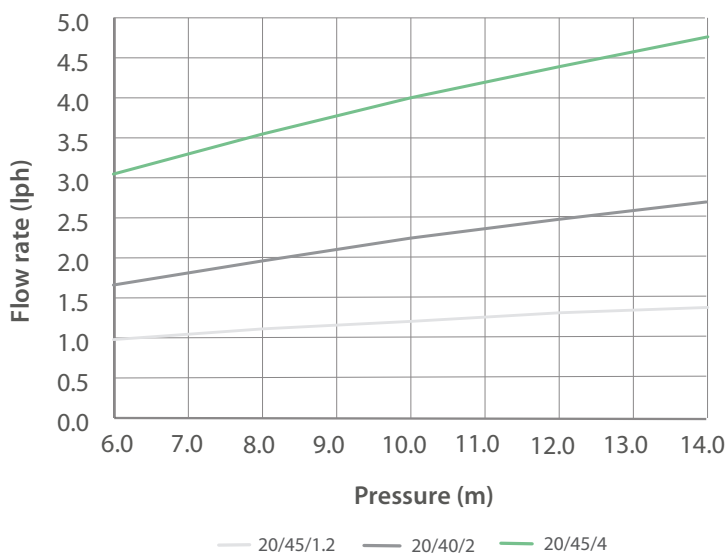
** Pressure at drip line inlet: 1.2 bar

Rivulis Hydrogol Flow verse Pressure Charts

Hydrogol 12/35 Flow Pressure



Hydrogol 20/45 Flow Pressure



"We use Hydrogol because of long term performance. The product doesn't clog and is built to last. That gives us peace of mind when we have significant investment in our blueberry crop. One less thing to worry about"



**Alex Cornelius,
Blueberry Grower,
Georgia USA**

Case study outcomes are for information purposes only and actual results may vary. This literature has been compiled for worldwide circulation and the descriptions, photos, and information are for general purpose use only. Please consult with an irrigation specialist and technical specifications for proper use of Rivulis products. Because some products are not available in all regions, please contact your local dealer for details. Rivulis reserves the right to change specifications and the design of all products without notice. Every effort has been used to ensure that product information, including data sheets, schematics, manuals and brochures are correct. However information should be verified before making any decisions based on this information.